



The **K-Mantis IV** is an Outdoor stand alone, pedestal Kiosk with the ability to be both anchored or mobile. All outdoor units must include the Solid State Heat/Cool device to withstand the outdoor environment. This unit contains a Heat Shield (hood/visor) and detachable front accessory panel for a variety of POS components. Rear access is through two secure hinged doors that open downward allowing ample space for everything. Built for low maintenance, heavy abuse, serviceability. Nema4x (IP65)

All panels are optically bonded with our revolutionary "K-BOND" solution. Eliminates air gap, eliminates moisture build, eliminates heat build up, increases visibility, increases strength, increases heat transfer. If it ain't "K-Bonded", it ain't ready for the outdoors!

NOTE: DO NOT Face screen directly into sun with extended exposure. DO NOT face front of machine directly east, west, or south in some geographical areas.

" THE KMANTIS FAMILY "



KIOSK DIMENSIONS

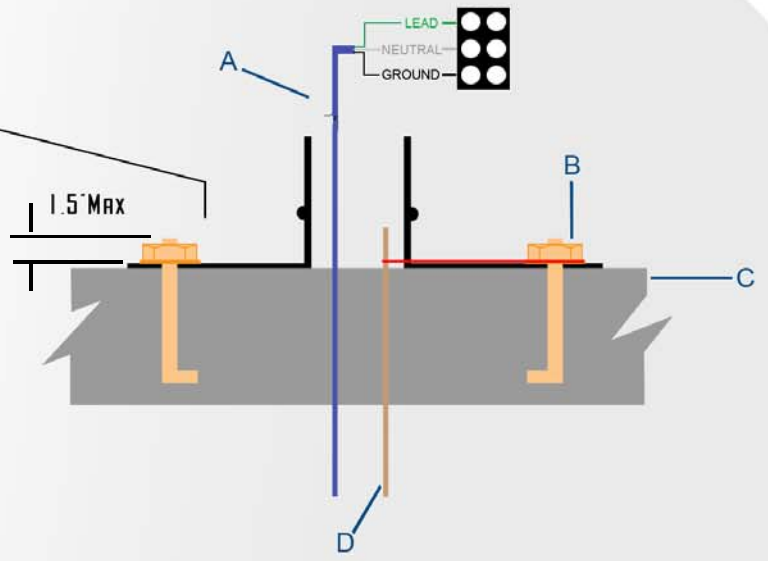


SIZE	A	B	C	lbs
15"	19.75	44in	60in	80 lbs
17"	19.75	44in	60in	95 lbs
19"	21.63	43.16	61.79	105 lbs
19" W	21.63	43.16	61.79	110 lbs



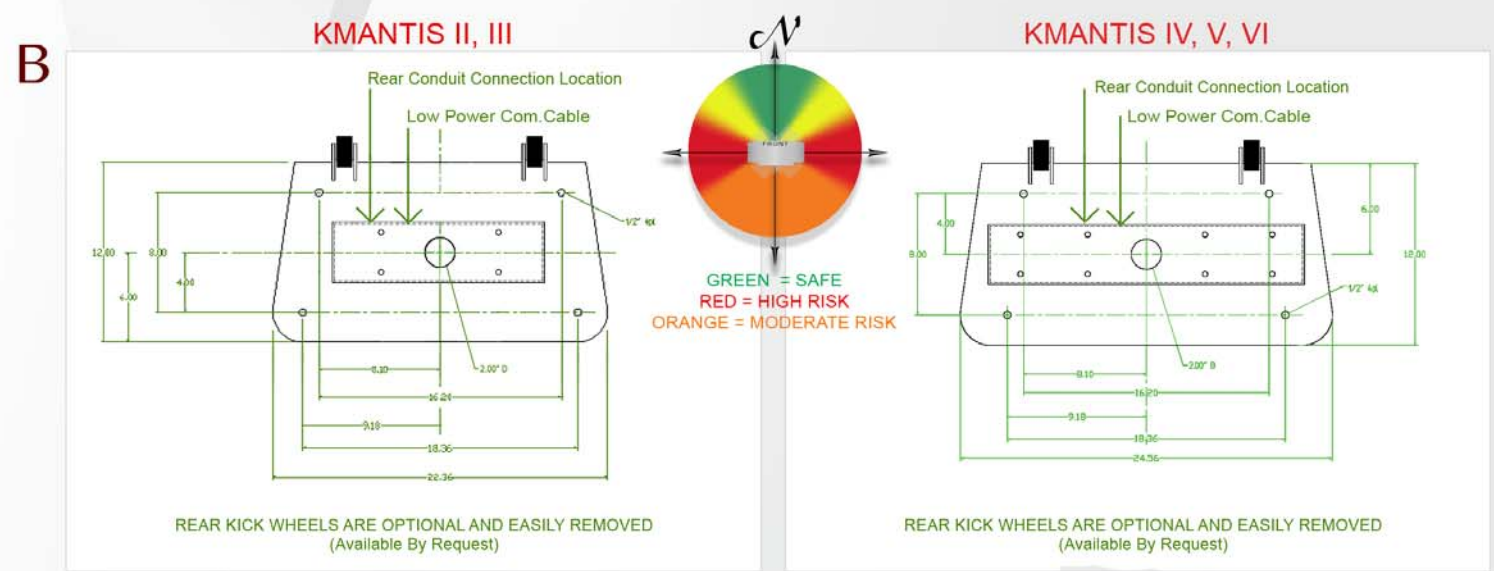
Power Requirements
 - 110VAC/4.6 A, 22VAC/ 2.3A INPUT. INTERNAL 12VDC - 24VDC Universal auto-switching power supplies inside.
 - UPS Power unit with battery backup is best placed at power source location by customer.

Typical Installation



- A. Input power lead to be supplied by customer. See electrical handbook for length/gauge. All units are shipped with temporary power cord.
- B. Recommendation for existing slabs/marble. Use Chemical Anchor 1/2" Foundation Bolts nuts and lock washers 4 places.
- C. Concrete base min. 4" thick. Slab must be level/flat.
- D. 6 Ft. Grounding Rod with copper connecting wire to 1 foundation bolt for "best" grounding.

Foundation / Base Plate



NOTE: The main Power Supply Cable must be wired through a conduit jacket (min. height of 18" from top of concrete pad) This conduit jacket is passed thru the 2.0" diameter access hole located on the base plate "B". The cable must be 48" (4'-0") from top of concrete foundation pad connecting to a (3) post terminal strip, "L", "N", "Gnd" clearly marked, located on the electrical panel of your kiosk. All access holes, including bottom base holes must be completely sealed/filled with water proof material such as silicon. This installation should be performed by a Certified Electrician.

OIA MAIN SCHEMATIC

The KMantis is a low power consumption unit designed to be energy efficient and built to maintain consistent, long-life operation. This insures extended life expectancy of sub-components and minimizes field service cost.

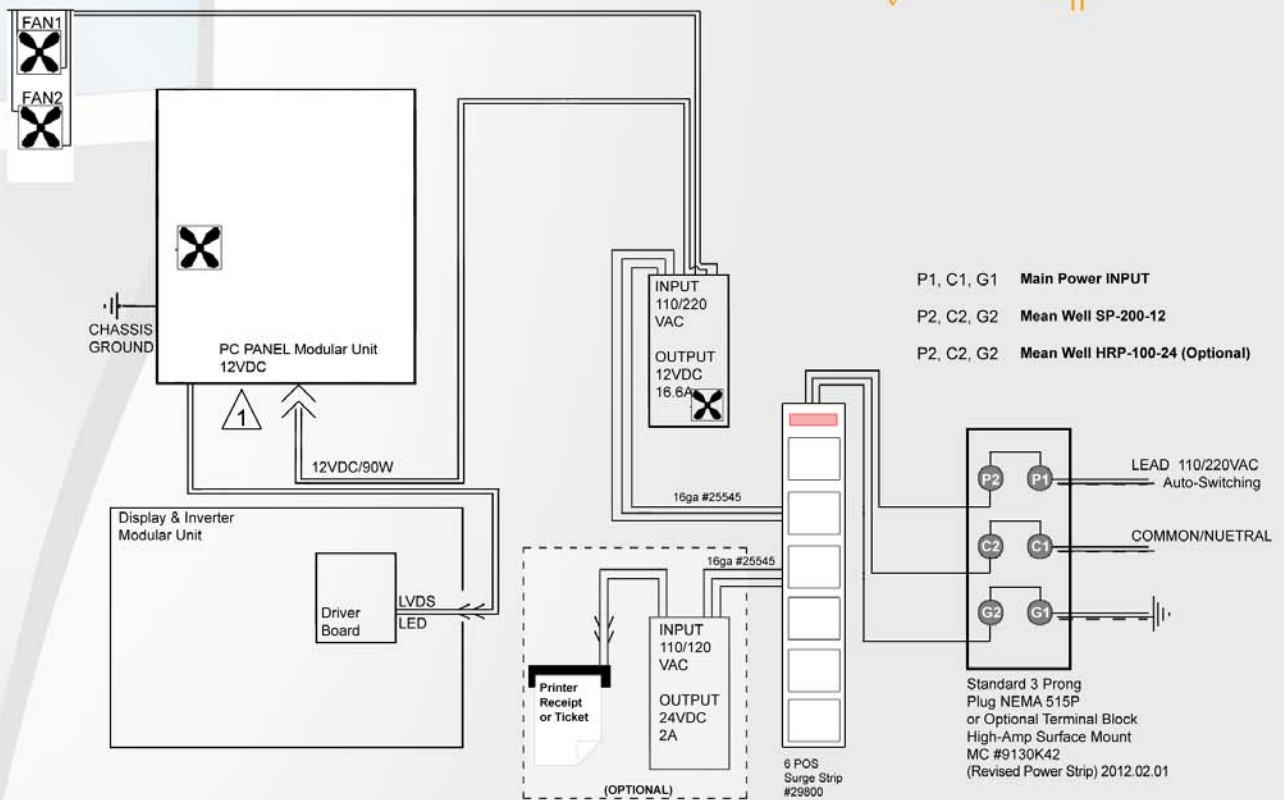
Please see OEM voltage spec for each internal component.

Power Requirements

- Input Voltage 110VAC/4.6A or 220VAC/2.3A - Universal auto-switching power supplies inside with 12VDC - 24VDC output.
- UPS Power unit with battery backup is best placed at power source location by customer.



KIOSK POWER SCHEMATIC



⚠ 12VDC/90W, connector 5.5mmO.D. x 2.5mm I.D., Supply to the PC Panel with internal Power Supply(DC to DC). Power switch located on lower IO panel side of the PC Panel (soft boot ON/OFF Push Button). **IMPORTANT:** Remember your BIOS is set for APM - Auto Start when power is gained to the equipment.

Temperature Sensor detects housing temperature with a tolerance of 1/2°F.
SAFETY LO RANGE LO RANGE HI SAFETY HI
 25°F 55° 88°F 135°F